

# Terminal-MXL, -MXXL

Free-standing housings

**mAGNETIC**<sup>®</sup>  
ACCESS TO PROGRESS



## For installation according to customer requirements

MXL and MXXL terminals are the optimum functional and design supplements for all Magnetic barriers. Their large installation dimensions provide a universal platform for all customer-specific equipment – for intercom systems and video monitoring, or for complex access and exit control systems.

The terminals are made of aluminium and stainless steel, and are thus designed for long service lives. The front consists of a

front cover that can be slid out on telescopic rails and a slot-in door which can only be opened with a single key. Service technicians therefore have easy access to all installed components. Terminals from Magnetic are available in two versions: with a height of 1.5 m the MXL model is intended for use with cars while the MXXL model – with a height of 2.8 m – offers a large individually configurable installation area suitable for all vehicles from compact cars to large articulated trucks.



### Numerous control systems

Whether intercom, video camera, card reader, ticket systems or biometric identification – any desired access control system can easily be integrated in terminals from Magnetic.




### Outstanding design

Their shape and colour make the terminals the ideal complement for the multiple award-winning access barriers from Magnetic.



### Optimum corrosion resistance

The stainless steel base and the housing made of powder-coated aluminium provide ideal long-term corrosion protection.



### Easily accessible components

Two simple hand movements: the terminal's front panel slides out on telescopic rails and the door is easily detached. This increases ease-of-use and accelerates commissioning and servicing.

# Terminal-MXL, -MXXL




- > Universal platform for numerous components
- > Large installation dimensions for customer-specific control systems
- > Shape and colours based on prizewinning design of Access barriers
- > Sliding front panel for simple commissioning and servicing
- > Optimum corrosion protection



Technical data	Terminal-MXL	Terminal-MXXL
Application	Cars	Cars and trucks
Dimensions, housing (W x H x D)	497 x 1495 x 367 mm	497 x 2795 x 367 mm
Dimensions, installation area (B x H)	310 x 705 mm	310 x 1240 mm and 310 x 705 mm
Weight	56 kg	92 kg
Design, front panel	Mounted on telescopic rails	Mounted on telescopic rails
Material, housing	Powder-coated aluminium	Powder-coated aluminium
Material, base	Stainless steel	Stainless steel
Enclosure rating	IP 54	IP 54

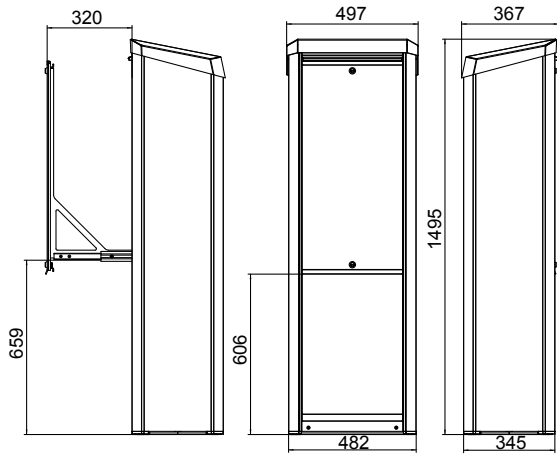
Options	Terminal-MXL	Terminal-MXXL
Connection plate	✓	✓
Heating	✓	✓
Key-operated switch	✓	✓
Coin validator	✓	✓
Code keypad	✓	✓
RFID reader	✓	✓

## Standard colours, housing

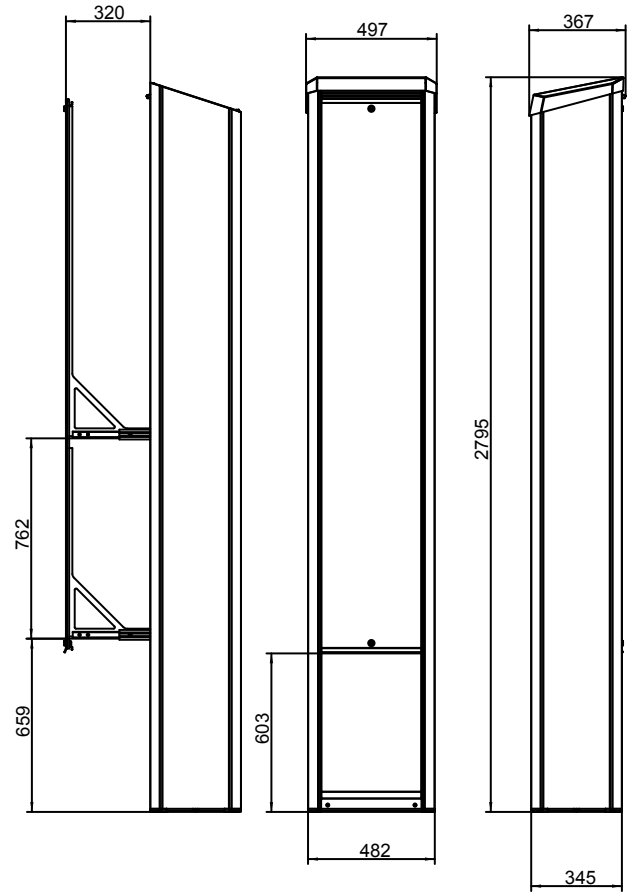
		
Orange (RAL 2000)	White aluminium (similar to RAL 9006)	Grey aluminium (similar to RAL 9007)

## Standard colours, front and back

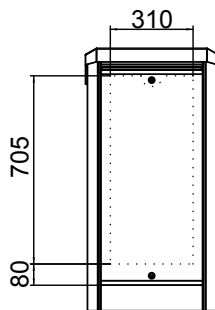

Dark grey (similar to RAL 7021)



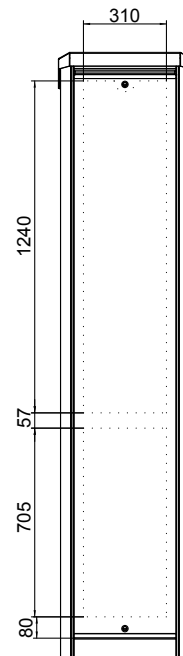
Terminal-MXL  
Side view with fully extended front panel,  
from the front and from the opposite side



Terminal-MXXL  
Side view with fully extended front panel,  
from the front and from the opposite side.



Terminal-MXL  
Detailed view of front panel.



Terminal-MXXL  
Detailed view of front panel.

The terminal front panel areas indicated with dotted lines can be equipped as desired. The spaces between the dotted lines and the solid lines are not available for installation purposes.